

STEP ONE
SELECT PRODUCT


STEP TWO
USE CORRESPONDING TONERS

AkzoNobel


WIPE ON PATINA
Suitable for wipe on application on pre-coated wood. All colours can be mixed with each other to create a variety of colours and effects.



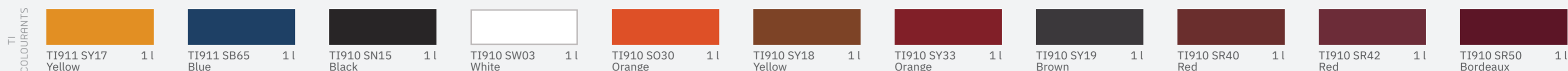
AQUA CREATIVE STAIN
Pigmented stain with good hiding power to create opaque to transparent colour tones giving equalising possibilities.



AQUA POSITIVE STAIN
Pigment reactive stain giving a positive effect on softwood and a warm, old effect on oak.




AQUA WOOD STAIN
Versatile dye stain with a translucent effect on all types of wood.



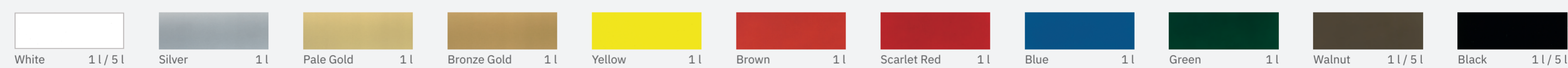
AQUA WOOD FINISH STAIN
Clear binder specifically formulated for dipping which gives a uniform colour for furniture and chairs.




UNIVERSAL STAIN
Concentrated stain for solventborne or waterborne systems.




ANTIQUÉ EFFECT PATINA
12 colourants to be added to our Harmonizing Stain Base to produce different colours, and gives an antique or design effect.




HARMONIZING STAIN BASE
Mixed with Antique Effect patinas will produce different colours.* Semi-translucent stain with excellent light fastness. Associated with different thinners and binders these stains can be harmonizing. *70:30 mixing ratio



ANTIQUÉ EFFECT STAIN
Dye/pigmented stain with rustic effect on coarse-pored wood.



HARMONIZING WIPING STAIN
To be used with a thinner. Add at minimum 40-50% thinner and up to 20% of colourants to improve wipeability, giving good pore marking and optimised harmonising effect.



sikkens
WOOD COATINGS

STAIN MIXING
POSSIBILITIES

The colour and finish depend on wood type, way of sanding, application and quantity of stain, and the subsequent surface treatment. Always make a test panel. For detailed product and application information, please refer to the TDS.

Der Endfarbton ist abhängig von Holzart, Holzschiff, Auftragsmethode und Auftragsmenge der Beize sowie der anschließenden Oberflächenbehandlung. Erstellen Sie immer ein Testmuster. Für genauere Informationen zum Produkt und der Verarbeitung beachten Sie bitte das Technische Merkblatt.

Il colore e la finitura dipendono dal tipo di legno, dalla modalità di carteggiatura, dall'applicazione, dalla quantità di tinta e dal successivo trattamento della superficie. Creare sempre un pannello di prova. Per informazioni dettagliate sul prodotto e sulle sue applicazioni, consultare la scheda tecnica.

La couleur et la finiture dépendent du type de bois, du mode de ponçage, de l'application et de la quantité de teinture, ainsi que du traitement de surface. Toujours effectuer un essai sur un panneau. Pour des informations détaillées sur le produit et l'application, consulter la fiche technique.

El color y el acabado dependen del tipo de madera, el lijado, la aplicación y la cantidad de tinte, y el posterior tratamiento de la superficie. Realice siempre una prueba antes. Para obtener información detallada sobre el producto y sus usos, consulte la hoja de datos técnicos.

De kleur en de afwerking zijn afhankelijk van de houtsoort, de manier van schuren, de applicatiewijze, de hoeveelheid beits en de daaropvolgende oppervlaktebehandeling. Maak altijd een proefstrook. Voor uitgebreide informatie over het product en de applicatie, zie het technisch informatieblad.

Kolor i wykończenie zależą od rodzaju drewna, sposobu szlifowania, aplikacji i ilości bejcy oraz późniejszej obróbki powierzchni. Zawsze należy pomalować element na próbę. Szczegółowe informacje na temat produktu i zastosowania można znaleźć w specyfikacji technicznej.

For the latest information about our interior wood stains please visit:

sikkens-wood-coatings.com

Applying Possibilities